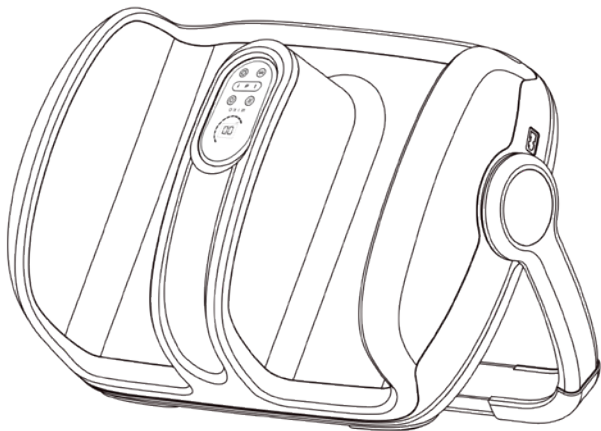


M I K O

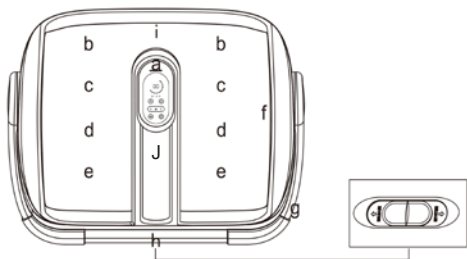
MAS II Foot Massager

User Guide

MMF-03SB











- A** 5 control buttons to different functions
- B** Vibration area
- C** Front sole area rolling and massage
- D** Arch area rolling + massage + heat
- E** Heel area rolling and massage
- F** Air bags
- G** Support, could provide 360 degree adjustable support
- H** Support adjust button
- I** Removable fabric
- J** Magnetic area for remote



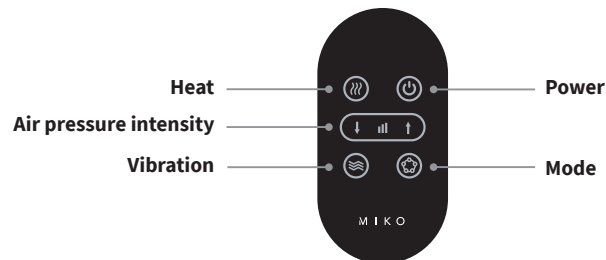
Technical specifications

- > DESCRIPTION: AIR PRESSURE AND FOOT MASSAGE
- > MODEL: MMF-03SB
- > VOLTAGE: DC 24V
- > POWER CONSUMPTION: 60W
- > METERED TIME: 20 MINUTES

Control panel instructions

	Power On/Off		Air pressure intensity P1 Lowest – P5 Highest
	Heat On/Off		Mode
	Vibration Off/Low/High		Shiatsu + Air Pressure + Vibration
			Shiatsu only
			Air pressure only

Magnetic remote



Care and storage

- Before cleaning, always make sure to turn off the unit from the control panel first. Then unplug from the electrical outlet
- Do not use any abrasive cleaners when cleaning the unit.
- Use a dry cloth when cleaning the massager. Never use a damp cloth to clean the control panel and massager unit.
- When not in use for long periods of time, store the massager in a dust and moisture free environment with the cord coiled. Do not wrap the cord around unit.
- Do not leave the unit under direct sunlight for extended periods of time.
- Do not store the massager unit near heat sources.
- If the massager unit malfunctions or breaks down, never try to repair it yourself, consult a licensed electrician or Miko customer support

Read all instructions before use. Save these instructions for future reference.

IMPORTANT SAFETY INSTRUCTIONS:

When using any electrical appliance, basic precautions should always be followed. read all instructions before using your foot massager

- When storing your unit, or not in use for extended periods of time - Unplug from the outlet and store in a safe environment.
- Do not operate under a blanket, pillow, or fabric. Excessive heating can occur and cause fire, electric shock, or injury to persons.
- Close supervision is necessary when this massager is used near children.
- Use this massager only for its intended use as described in this manual. Do not use attachments not recommended by the manufacturer.
- Never operate this massager if it: has a damaged cord or plug, is not working properly, has been dropped or damaged, or exposed to water or moisture. Return the massager to a service center for examination and repair.
- Do not carry or move this appliance by the supply cord or use the cord as a handle.
- Keep the cord away from heated surfaces.
- Never operate the massager with the air openings blocked. Keep the air openings free of lint, hair, and other obstructions.
- People who are heat-sensitive should pay attention when the surface of the unit becomes hot.
- Never drop or insert any object into any opening.
- Do not use outdoors.
- Do not operate where aerosol (spray) products are being used or where oxygen is being administered.
- To disconnect, turn the unit off via the control pad, then carefully remove plug from the outlet

If you have a medical condition such as: Diabetes, suffer from blood clots, recently had surgery and/or are pregnant, consult your doctor before using the unit.

- Do not use the massager for any purpose other than massage.
- KEEP OUT OF REACH OF CHILDREN
- Do not use the massager if parts are missing.
- Do not insert any metal objects inside the massager. This may result in electric shock.
- Do not stand on the unit or apply excessive pressure to the massager. This may significantly slow down or stop the motor, causing the unit to overheat.
- Do not fall asleep using the massager.
- Do not cover the massager during operation, this may result in overheating of the unit.
- Do not unplug the massager from the electrical outlet during operation. This may result in injury, or a damaged unit. Turn off the unit from the control panel first, then unplug it from the outlet.
- Due to risk of electric shock do not place wet legs and feet inside the unit.
- Do not use the massager in the bathroom where you might come in contact with water.
- Prior to use, make sure that your voltage corresponds with the proper voltage of the massager.
- Do not pull on the power cord when disconnecting from the electrical outlet, hold the plug when disconnecting.
- Due to risk of electric shock, do not handle the plug and cord with wet hands.
- Do not wrap cord around the unit as it may damage the cord and result in electric shock or fire.
- Do not place power cord under the massager or any heavy object.
- Do not operate massager with a damaged cord, do not try to fix it yourself, contact a licensed electrician or Miko customer center.
- If you experience any discomfort while using the massager, press the "Power OFF" button to turn off the unit.
- Some users may experience itching of feet during and after the massage. This happens as a result of improved blood circulation and is OK.



M I K O

For all comments, questions or complaints reach out to us:

hello@shopmiko.com

www.shopmiko.com

+1-866-201-9816

