


M I K O

UGO Multi-use Back Massager

User Manual

MMH-01



Please read this manual carefully before use. Please use the UGO massager according to the below instructions. Incorrect use may lead to injury and invalidate your product's warranty.

IMPORTANT

DO NOT use the UGO on your head or near your genitals. Do not get hair caught in the gap between the main body and adjustable arms or any other moving part on the UGO.

DO NOT use the UGO above your Adam's Apple or C4.

DO NOT get the UGO wet other than by cleaning it with a magic eraser or a lightly damp towel

DO install massage heads tightly to prevent massage heads from loosening during massage.

DO limit massage to 15 minutes per use. Overuse can lead to adverse and negative effects.

What's in the box

1x UGO Multi-use Back Massager	1x Storage Pouch
2x Hard Nodes	1x User Manual
2x Soft Nodes	
2x Heated Nodes	

Technical Specifications

> PRODUCT NUMBER	MMH-01
> POWER SUPPLY	AC120V
> RPM (REVOLUTIONS PER MINUTE)	1800±110~3000±110
> POWER CORD LENGTH	6FT/1.83M
> OPERATING TEMPERATURE RANGE	32°F~104° F/0°C~40°C
> PRODUCT SIZE	L44 X W33 X H10CM

Get to know your Ugo

HOW TO ADJUST THE HANDLES

When adjusting the angle, please use your thumb to press the "adjustment button" on each side to adjust arms to the angle desired, then release the "adjustment button" to lock the handles.

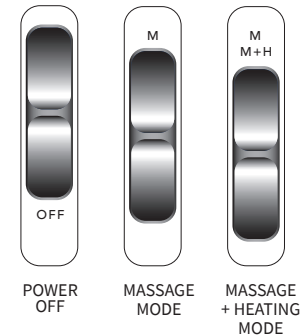


How to start a massage

01 Power switch

Adjust the power button from "OFF" to "M" (massage function) or "M+H" (massage + heating function) with the heated heads.

- When using the Massage + Heat function, the massage heads will take a few minutes to reach the optimal temperature.
- Please use caution when using massage + heat function. If it feels too hot, stop using it immediately to avoid burns.

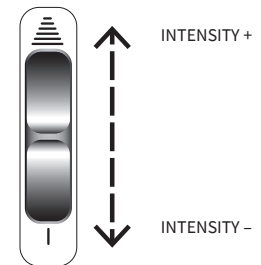


If overheating occurs, discontinue use and contact Miko immediately.

02 Massage intensity switch

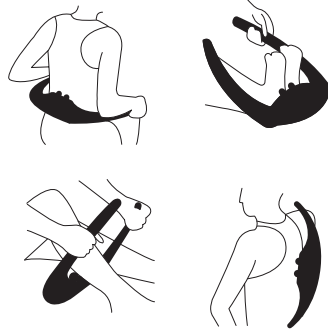
- Adjust the intensity to your massage preference. Start with the lowest intensity setting for your first massage then gradually increase intensity to your preference.

If you experience pain or discomfort, discontinue use or lower massage intensity to a comfortable level.



03 Align massage heads to your preferred angle

- If you have sensitive skin, place a towel between your body and massage heads.
- Do not massage an injured body part.
- Do not massage the same body part continuously for more than 3 minutes. If you feel pain or burning during a massage, turn the massager off and discontinue use immediately.
- Please adjust the massage intensity according to different body parts to get the best massage result.

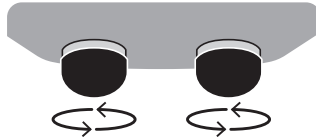


How to change massage nodes

Prior to replacing massage heads, unplug the unit and make sure power switch is at the "OFF" position.

When replacing the massage heads rotate the massage heads on the massager counterclockwise to remove them, and then rotate the massage heads you want to use clockwise until they are tight, completing the installation.

Please make sure the installation is completed, and massage heads are tightened to avoid the massage heads from falling off during the use of the massager.



Please read this manual carefully before use. Please use the UGO massager according to the below instructions. Incorrect use may lead to injury and invalidate your product's warranty.

Massage nodes	Firmness	Heat	Please use under
Black nodes	***	No heat	M mode
Grey nodes	**	No heat	M mode
Red nodes	***	With heat	M+H mode

Safety Information

DO NOT USE ANY MESSAGE HEAD OTHER THAN THE ONES PROVIDED WITH THIS MASSAGER. Incompatible or non-approved massage heads may cause unpredictable injury.

DO NOT USE A BROKEN MESSAGE HEAD. Broken massage heads may cause unpredictable injury. If a massage head is broken, contact Miko for replacement.

USE ONLY AS INSTRUCTED. Use the UGO as described in this Instruction Manual. Use only UGO recommended accessories and replacement parts. Do not carry out any maintenance other than as advised by UGO.

NOT FOR CHILDREN. The UGO is not intended for use by young children or persons with reduced physical, sensory or reasoning capabilities, or lack of experience and knowledge, unless they have been given supervision or instruction by a responsible person. Do not allow the UGO to be used as a toy. Close attention is necessary when used by or near children. Children should be supervised to ensure that they do not play with the UGO and its attachments.

DO NOT LEAVE UGO ON WHEN IT'S NOT UNDER USE. While not in use, unplug the UGO and store in a safe and dry location.

INDOOR USE ONLY. The UGO should be used indoors in a well ventilated, dry location. Do not use the UGO outdoors, in a bathroom or within 10 feet (3.1 meters) of a bathtub, or pool. Do not use the UGO on wet surfaces and do not expose the UGO to moisture, rain, or snow. Do not use the UGO in the

presence of explosive atmospheres (gaseous fumes, dust, or flammable materials).

UNPLUGGING THE UGO. Pull the plug, not the cord, to reduce the risk of damage to the electrical plug and cord. Never carry UGO by its cord. Keep the cord from heat, oil, and sharp edges. Do not use UGO with a damaged cord. Do not stretch the cord or place the cord under strain. Keep cord away from heated surfaces.

DO NOT BLOCK MOTOR VENTS. Do not put any obstructions into vents. Do not use if any vent is blocked. Keep free of dust, lint, hair, and anything that may reduce airflow. Keep hair, loose clothing, and fingers from vents and moving parts.

DO NOT DISASSEMBLE. The warranty will be void if the UGO is disassembled or if any parts have been removed.

SERVICE. If the UGO is not working properly, has received a sharp blow, has been dropped, damaged, left outdoors, or come into contact with water, do not use and contact MIKO by email at: HELLO@SHOPMIKO.COM or phone at: +1 866-201-9816 for repair or service. Do not attempt to repair or disassemble the UGO.

DO NOT USE WHILE BATHING OR IN TUB OR SINK. Do not place the UGO where it can fall into a tub or sink. Do not place in or drop into water or other liquid. Do not reach for an appliance that has fallen into water. Unplug immediately.

SAVE THESE INSTRUCTIONS



M I K O

For all comments, questions or complaints reach out to us:

hello@shopmiko.com

www.shopmiko.com

+1-866-201-9816

